

Series 03 singleturn analog encoder with 4 ... 20 mA output



0	3	1	0	3	4	0	7	-	X	X	X	X
<u>Shaft</u>				<u>Connection</u>				<u>Resolution - turns</u>				
10 = 10 mm				07 = 4 pin 05 = 6 ft cable				0360 = 1 ramp/turn 0180 = 2 ramps/turn 0090 = 4 ramps/turn				

*4...20mA span based on 250 ohm load

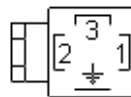
Technical Data

Operating temp:	- 20 ...+ 60 degrees C - 4 ...+ 140 degrees F
On request:	-20 ... + 100 degrees C
Power supply:	24V
Current consumption:	100 mA (max.)
Weight:	20 oz (0.6 kg)
Protection:	IP 55 NEMA 3
Housing:	Stainless Steel
Shaft:	Stainless Steel
Bearings:	2 x 6001 ZZ
Torque:	0.4 oz/in (3 N-cm)
Humidity:	Up to 98% permissible
Speed:	1000 RPM max.
Shock:	10g (6msec)
Vibration:	5g (500 Hz)
Shaft load:	Radial / Axial max 10 lbs

Connection Options

3 + S connector

PS GND	1
PS 24 V	2
Output 4 ... 20 mA	3
Shield	

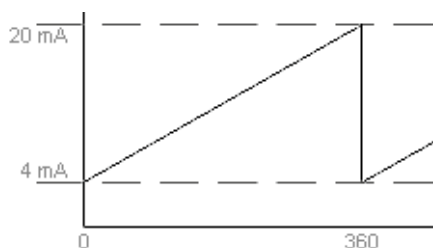


Cable

PS GND	Black
PS 24 V	Red
Output	Blue

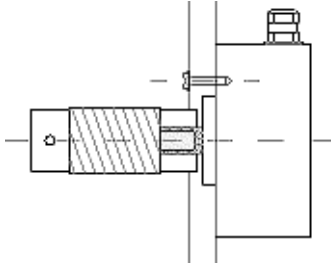
Output

Count will increase in CW direction. Precision 0.05%



Mounting Instructions

To mount encoder on machine: Option 1 is to mount with three screws, option 2 is to use synchroflange mounting brackets. Hook up the encoder with the connections as described. Make sure power supply meets specifications. Attach encoder to mounting bracket as shown. Attach shaft using a flexible coupling.



Dimensions

